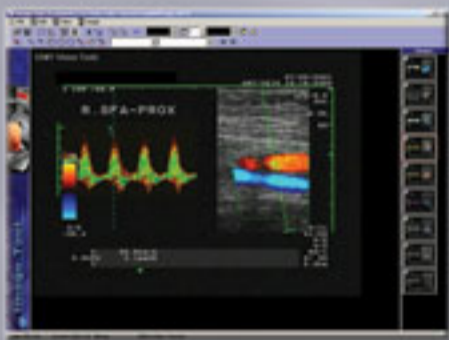
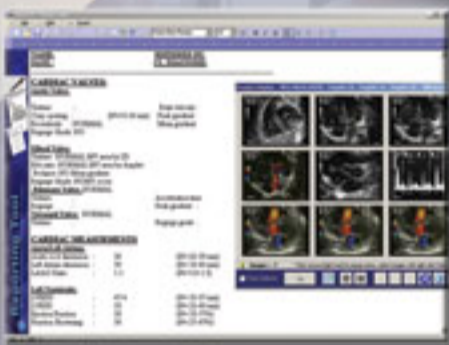


Vision Tools *SonoPro*

**Complete Digital Station for
Ultrasound Machines**



Archiving more than 500,000 Images
Support Dicom and Non-Dicom machines
Image processing and Annotations
Cine loops recording
Multi format Image Printing on Glossy paper
Voice Notes recording
Reporting Tool with Automatic Reporting
Capturing and printing with remote control
Non-Dicom to Dicom Conversion Option
DICOM 3.0 Options
MPR / 3D Volume Reconstruction Option
Teleradiology Option

Vision Tools

SonoPro

Connectivity

Connects using video interface.
Accepts studies from single or multiple
ultrasound machines.
Dicom 3.0 support option.

Images

Simple image processing,
filters, annotations, measurements,
color adjustment and display functions.

Reporting

Fully functional report editor with template
and structured reporting support.
voice notes recording during and after exam.

DICOM Options

Built in autorun DICOM viewer featuring
all needed functions for viewing.
Supports CT modality and SC Export
DICOM Archive, DICOM send/receive,
DICOM Q/R, Basic Modality worklist,
MPPS and DICOM print, ... etc..

Patients

Detailed patient database with quick
and advanced search functions.
Archiving of studies on any archiving media.

Printing

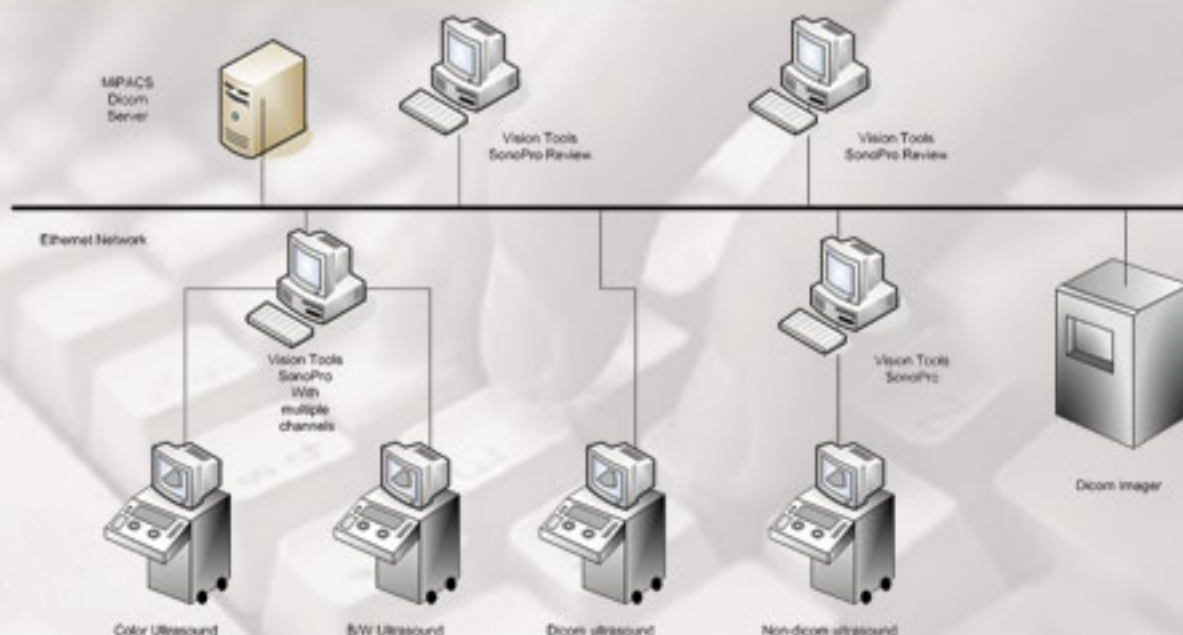
Multi format printing on A4 papers.
Supports windows compatible printers.
Printing on dicom printers. (option)
Printing from the remote control using one
button click.

Cine loops

Cine loop viewing with playback controls.
DICOM and non-DICOM cine support. (option)
Multiple Cine loops viewing at the same screen
with playback controls for each. (Option)

Options

Remote control for video Interface.
Multilingual Support.
Compatible with PACS environment.
PACS/RIS integration with MiRIS.



Millensys reserves the rights to modify the design and specifications contained herein without prior notice. Please refer to Millensys web site for the most current information